






OFFLOAD

Heel pressure relief bootee
To help minimise the risk of
pressure injuries to the
vulnerable heel

Offload can be cleaned and reused

Care and Cleaning Instructions:

- Wipe clean using luke warm water and soap only. Disinfect in accordance with local policy for standard mattresses but do not use phenol or alcohol based disinfectants as these may compromise the device
- Always rinse well with fresh water after cleaning, and always allow to air-dry at room temperature prior to reuse or storage
- Do not dry clean  tumble dry  or iron 

Offload is a Medical Device. Made from Thermoplastic Polyurethane. If you discover a product fault, please either contact: ProSys International Ltd. or the UK Competent Authority MHRA in London.
Disposal: Please check with your National or Local Authorities regulations prior to disposal.

REF	Product Specification	Product code
	Offload with Straps	OFF100
	Offload without Straps	OFF100NS
	NHS Supply Chain code	TLC494

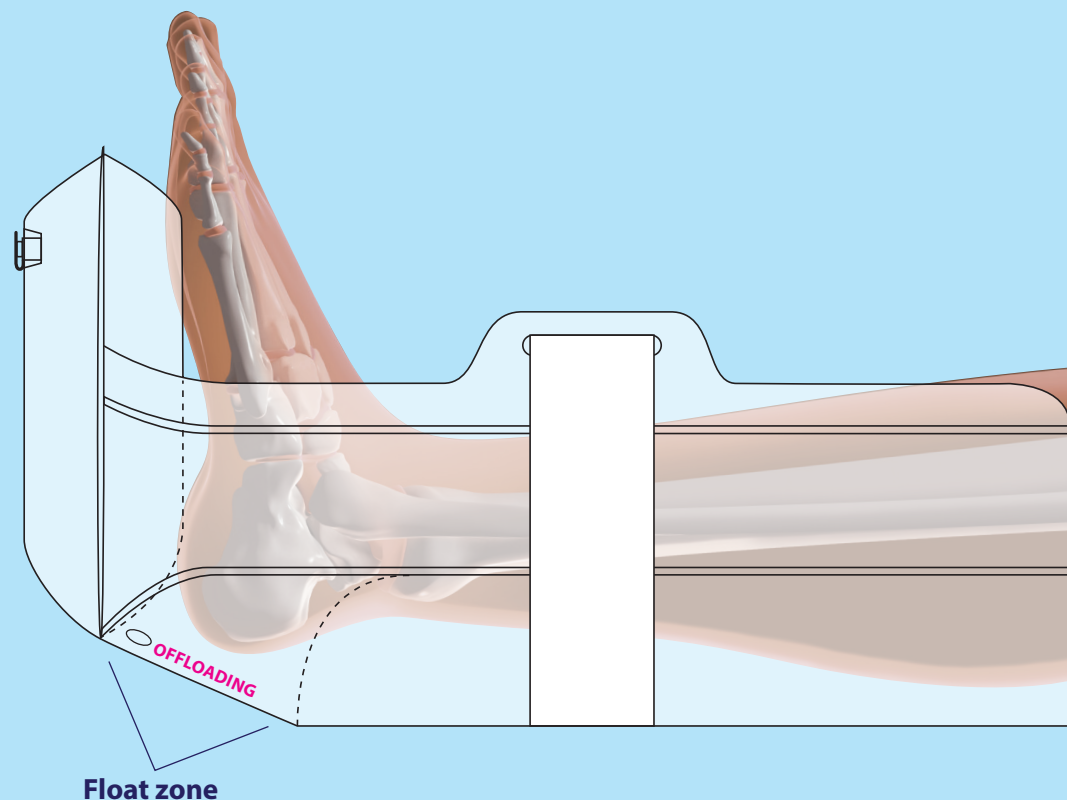


OFFLOAD

Heel pressure relief bootee

To help safely remove pressure from the heel area of vulnerable patients

- Suitable for patients at all levels of risk, including very high risk, and for patients with existing pressure ulcers grades 1, 2, 3 & 4
- Offloading pressure effectively reduces pressure to zero - heel sits over the 'float zone'
- Reduces the impact of pressure, friction and shear
- For use in bed or with feet elevated into horizontal position.
- May be used with other dynamic or static support surfaces
- Versions of Offload are available with and without retention straps.
See ordering details on back cover



Float zone

Indications for Use:

By offloading pressure from the heel, Offload pressure relief bootees effectively provide protection for the patient against the development of pressure ulceration and injury to the foot, including those patients assessed as very high risk. If existing pressure related tissue injury is severe clinical supervision is recommended.

Limitations and Precautions:

- Offload is suitable for patients weighing up to 139kg, and is designed to be used only in the horizontal position
- Check daily/regularly that Offload has not deflated and always ensure the heel is supported so as not to be touching the surface below
- Keep away from sharp objects, pets, children and sources of heat (including lighted cigarettes)
- If skin condition deteriorates, seek clinical advice and discontinue use
- If using a retention strap, ensure it is only secured loosely across the tibia

Retention strap could be used to secure in place utilising the two hoops on the top edge of the product.



Instructions for Use:

Objective is to ensure the heel is suspended, and therefore NOT subject to pressure from below




1 Inflate

Inflate the Offload with pump provided until 'plump' but not hard. Holding valve tab during pumping helps maintain good contact with bootee.



2 Adjust the softness

Place patient's leg into bootee with heel positioned above the float-zone, and slowly soften the boot for comfort by 'pinching' the valve to allow a small amount of air to escape.



3 Check the offloading

Double-check the heel is still suspended - 'offloaded' - by running hand under the front of the bootee. You should be able to feel if the heel is still suspended and NOT resting on the surface underneath, e.g. mattress. If required, more air could be added to ensure elevation.



Replace cap and invert valve into boot.

After use, pinch valve to deflate fully and clean/disinfect bootee prior to storage. If required Offload bootee should be destroyed in line with local infection control procedures.

Should Offload be secured *in place*, or not:

Seek advice from Tissue Viability and/or Infection Control about the use of strap.

- Patient IMMOBILE in bed/chair - **YES**, a retention strap could be used to secure in place ✓
- Patient or carer easily able to remove strap on their own if required - **YES**, a retention strap could be used to secure in place ✓
- Patient MOBILE around the house/ward - **NO**, do not secure in place ✗

